

LAKESIDE ELEMENTARY SCHOOL

SCHOOL ACCOUNTABILITY REPORT CARD

In compliance with Proposition 98, the Lakeside Union School District will publish an annual report for the District and its schools. This report is for the 2000-01 school year. Subsequent reports will be published each Fall and report data for the previous school year.

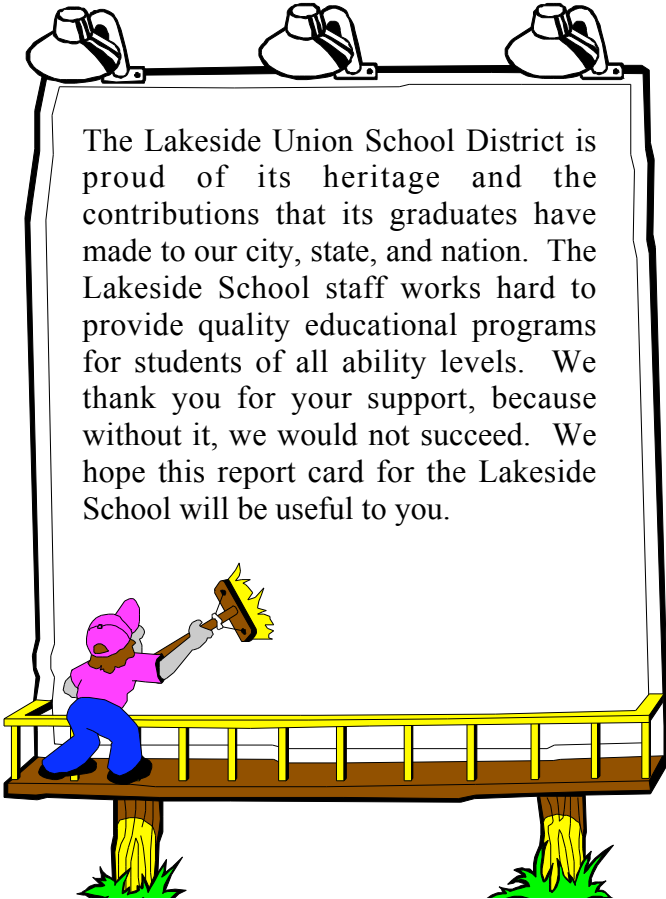
Introduction:

The School Accountability Report Card was established to provide information about the schools to parents and other interested parties. The idea behind the report card is not to pass final judgement, but to assess progress – to take stock of where we have been, where we are, and where we are going. The information in it covers a variety of subjects, and reflects an important extension of public disclosure. The Lakeside Union School District Board of Trustees and staff are interested in finding ways of making Lakeside School even better. We need your help to realize this goal.

Mission Statement:

The Lakeside Union School District and the Lakeside School is committed to a quality educational program, responsive to the needs of its students within a safe nurturing environment. The staff, students, parents, and community assume responsibility for each student's academic and personal success. Recognizing the worth and dignity of each student, the Lakeside School prepares all students to achieve to their fullest potential. Our goal is to produce students who make informed decisions as they become responsible citizens and productive members of society.

Superintendent's Message



The Lakeside Union School District is proud of its heritage and the contributions that its graduates have made to our city, state, and nation. The Lakeside School staff works hard to provide quality educational programs for students of all ability levels. We thank you for your support, because without it, we would not succeed. We hope this report card for the Lakeside School will be useful to you.

Student Profile:

The ethnic background of the Lakeside School students in 2000-01 was as follows:
or! Not a valid link.

School Profile:

The Lakeside Union School District was formed in the spring of 1941 through the merging of three Kern County school districts, Paloma, Ordena, and Old River. The district was financially able to build, equip, and furnish educational facilities in keeping with the latest and best theories on modern education, and continues to strive to do so.

The district added a second school which opened April 13, 1998. The Donald E. Suburu School serves grades K-4 while the Lakeside School continues to serve some K-4 students and all of the 5-8 students. Lakeside School is located in a rural agricultural setting fifteen miles from central Bakersfield. The District covers approximately 166 square miles and has tremendous potential for growth. Large housing tracts are changing the complexion of the District. It presently serves students from rural as well as suburban areas.

Community Involvement:

The Lakeside School was established as a community and cultural center, as well as a school. Consequently, there is a full sized gym, a fully lighted softball diamond and an auditorium with a capacity of 475 persons.

The Lakeside School is supported by an active booster club. They host and financially sponsor many important school activities. Parents, along with staff members, help shape new curriculum offerings, such as participating on curriculum advisory committees.

Instructional Program:

The instructional program at Lakeside School offers self-contained classrooms for grades kindergarten through fifth grades. Grades six through eight are departmentalized. Students are provided fully equipped computer labs, hands-on science and math curricula, a fine arts program, and a literature based reading program with a phonics component. There is also an outstanding physical education program. Programs also are offered to students with special needs, such as special education, and limited English proficient (LEP) students.

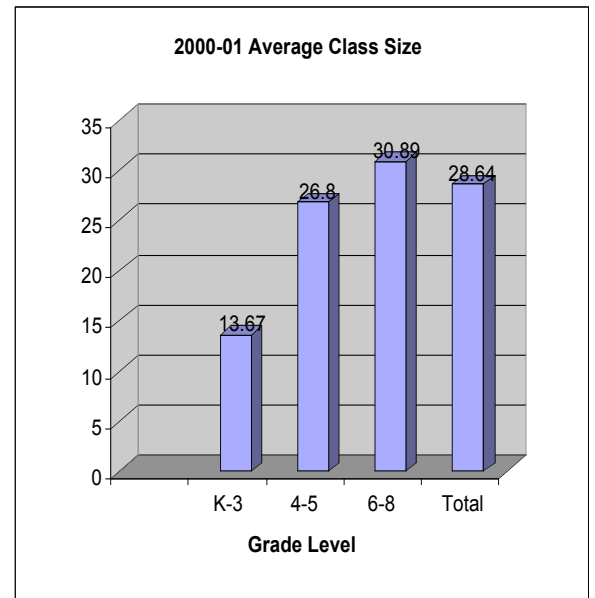
Class Size:

The District attempts to keep class size as small as possible in order for the instructional staff to have maximum impact on individual student performance. The average class size has decreased in all grades over the past several years. Only five years ago, most of the classes were 28 or higher. The following chart shows the class size distribution.

**Class Size Distribution
Lakeside School 2000-01**

Size/Range	Number of Classes	Overall Percentage
28 Plus	7	53%
26-27	3	16%
24-25	1	5%
21-23	0	0
20 or less	5	26%

The following chart shows the average class size for the various grade levels:



Instructional Materials:

The Lakeside School chooses textbooks and other instructional materials that have been adopted by the State Board of Education. These adoptions are conducted on a seven-year cycle. Purchases are made beginning in the year following each adoption. Therefore, all of the basic textbooks are less than seven years old. Beginning in 1993-94, a district wide advisory committee assisted with state adoptions.

Sufficient textbooks and other instructional materials are purchased to support the school's programs fully.

A variety of materials other than textbooks, including work sheets, encyclopedias, dictionaries, maps, charts, computers, calculators, audio-visual equipment, and resource materials are available at Lakeside School. Each year new books are purchased for the library. The goal is to insure that all students have access to the instructional materials which they need to enhance their education. Parents are encouraged to come and look at any of the textbooks and instructional materials.

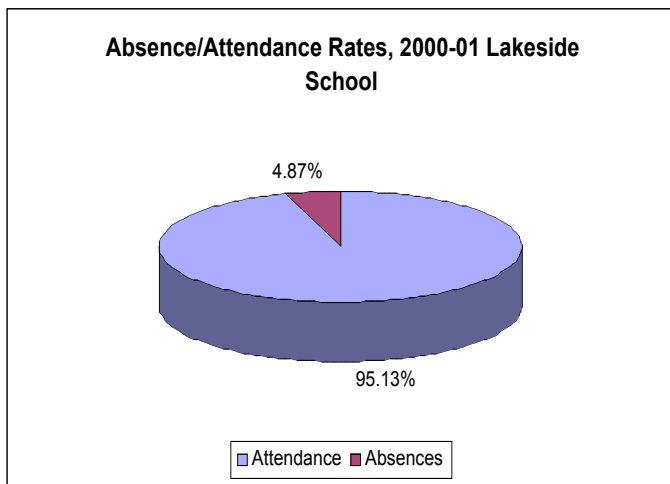
The Certified Staff:

All of the classroom teachers have credentials to teach subject areas appropriate to their credential. The Board of Trustees and staff realize that a school district is no better than its teaching staff, and we are fortunate to have caring and knowledgeable teachers. Most of the substitute teachers employed also have the appropriate elementary school credential.

In addition to the twenty-two classroom teachers, there is a part-time nurse, a part-time speech therapist, a part-time home economics teacher, a full-time instrumental music teacher, a part-time vocal art teacher, a full-time physical education teacher, a full-time physical education specialist, and a resource specialists.

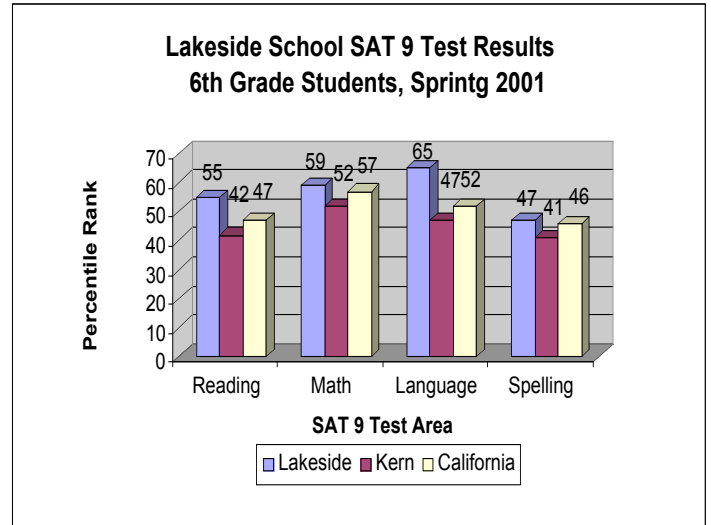
Student Attendance & Dropouts:

The dropout problem in the Lakeside School is virtually nonexistent. The attendance of the students is also quite remarkable. Most of the absences occur because of illness. Very few students have unexcused absences. The following chart shows the absences for 2000-01 for all reasons:




Student Performance:

The Lakeside School students perform very academically. One measure of their success can be seen by looking at how well they do on the new state-wide tests (Stanford Achievement Tests, SAT 9). These tests are given in all grades beginning in the 2nd grade. The Lakeside School students do better than their counterparts in Kern County, in California, and in the nation. The following graph compares the results for the Sixth Grade Students:



The Lakeside School students at all grade levels do very well by comparison with other students in Kern County and California. The following chart shows the SAT 9 Test results for the Eighth grade students (students in other grades have similar patterns):



School Facilities & Student Safety

The Lakeside School is situated on a 30 acre site at the corner of Old River and Shafter Roads. Many of the buildings were built in 1941-42. Others were added in phases. It houses 22 classrooms, the school office, cafeteria, auditorium, community room, gym, library, and industrial arts facility. Recently, many of the facilities have been renovated and the school has acquired State approval for modernization.

There are several playgrounds at Lakeside School. The north yard is fenced off for use by the first through third grades. The northwest yard is fenced for use by the Kindergarten students. The south yard is fenced off for use by the students in grades four through eight. There is a large blacktop zone, which includes basketball and volleyball courts.

Several things are done to insure student safety. The school perimeters are securely fenced. There are many people on each campus who have had training in CPR and basic first aid. Cleaning solvents and other toxic materials are kept in securely locked facilities. Procedures for student emergencies are regularly reviewed with the faculty. Fire and earth quake drills are held regularly. When students are on the playgrounds, a child to adult supervision ratio of no more than 90:1 is maintained.

The custodial crew endeavors to clean the facilities at least once each school day at a time of least disruption to students.

Salary & Budget Information

Actual expenditures for 2000-01 are shown in the following table. In the next table, salary information for California and the Lakeside Union School District are compared. Districts used for this comparison are those with fewer than 1,000 students.

2000-01 Lakeside District Actual Expenditures	
Certificated Salaries	\$ 1,826,442
Classified Salaries	\$ 664,705
Employee Benefits	\$ 772,961
Books and Supplies	\$ 211,234
Operating Expenses	\$ 348,671
Capital Outlay	\$ 263,450
Other Outgo	\$ 178,074
Total	\$ 4,265,537

2000-01 Salary & Budget Comparisons Lakeside & California Compared			
Category	State Ave.	State Range	Lakeside
Beginning Teacher	\$28,828	\$20,000-\$35,500	\$33,849
Mid Range Teacher (1)	\$42,218	\$30,481-\$53,644	\$49,176
Highest Teacher (2)	\$49,784	\$26,000-\$71,641	\$58,027
Principal	\$63,748	\$39,908-\$96,715	\$66,000
Superinten-dent	\$79,557	\$12,134-\$132,605	\$80,250
% of Budget in Admin.	5.74%	.00-13.26%	3.00%
% of Budget for Teachers	42.29%	6.71-52.06%	39.00%

(1) Mid Range Teacher, with 10 years experience, and 60 semester credits beyond the B.A.
 (2) Highest Teacher, includes credit for Master's Degree.

Enrollment Projection:

The enrollment growth for the District will be one of its major challenges over the next several years. The number of expected new students is shown in the following graph:

